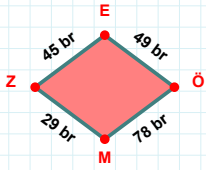
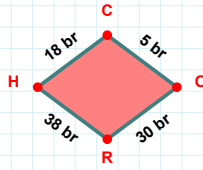


SORU: Aşağıdaki geometrik şekillerle ilgili soruları cevaplayınız.

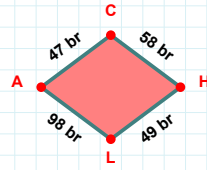
|ÖM| kaç brdir?

- ☐ 77 br
☐ 78 br
☐ 79 br



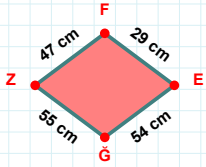
|RH| + |OR| =

Cevap: br



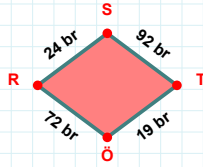
47 br hangi kenara aittir?

- ☐ AH kenarı
☐ AC kenarı
☐ LA kenarı



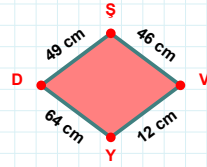
29 cm hangi kenara aittir?

Kenar:



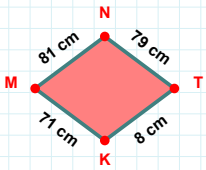
24 br hangi kenara aittir?

- ☐ ÖS kenarı
☐ ST kenarı
☐ RS kenarı



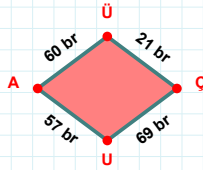
46 cm hangi kenara aittir?

Kenar:



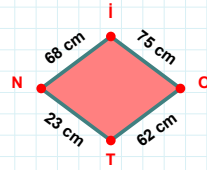
81 cm hangi kenara aittir?

- ☐ MN kenarı
☐ MT kenarı
☐ KM kenarı



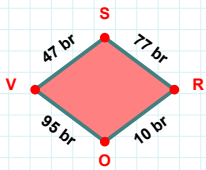
60 br hangi kenara aittir?

- ☐ ÜU kenarı
☐ ÜÇ kenarı
☐ UA kenarı



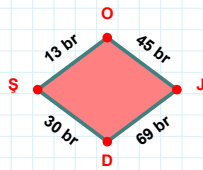
|İO| + |OT| =

Cevap: cm



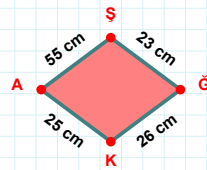
47 br hangi kenara aittir?

- ☐ OS kenarı
☐ VS kenarı
☐ OV kenarı



13 br hangi kenara aittir?

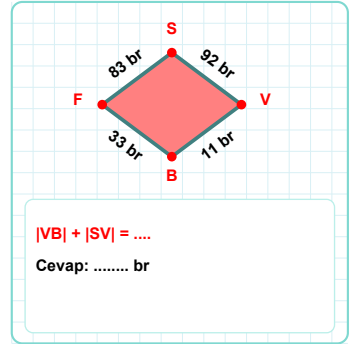
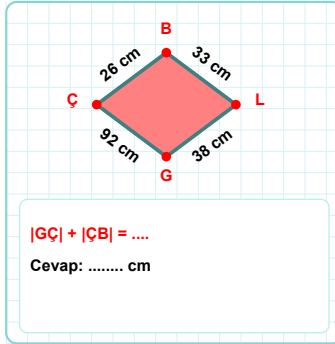
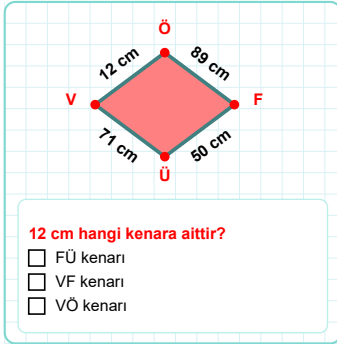
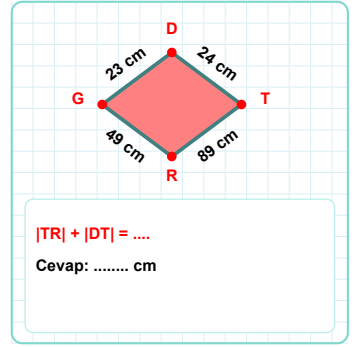
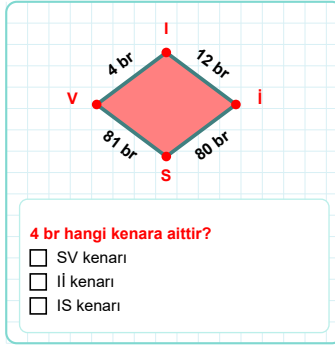
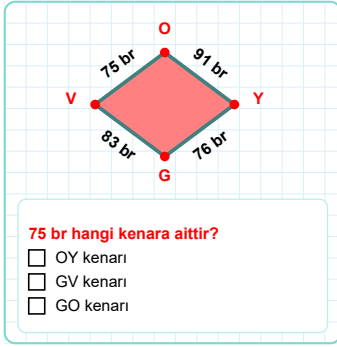
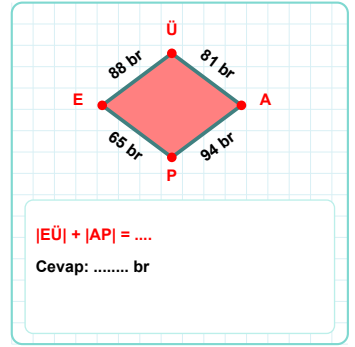
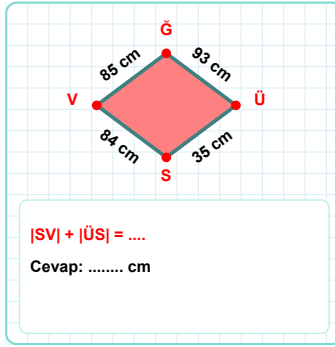
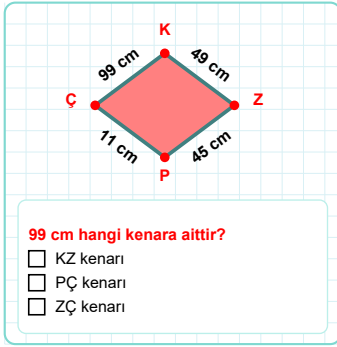
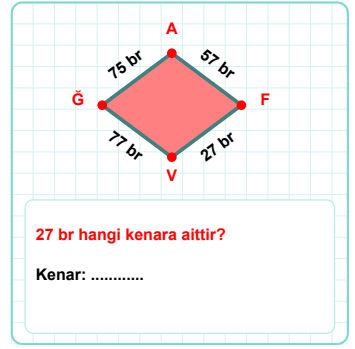
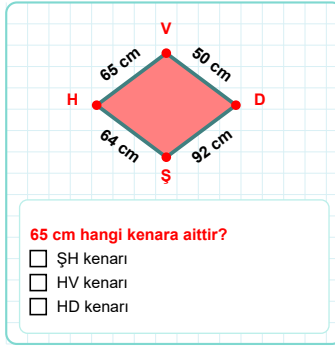
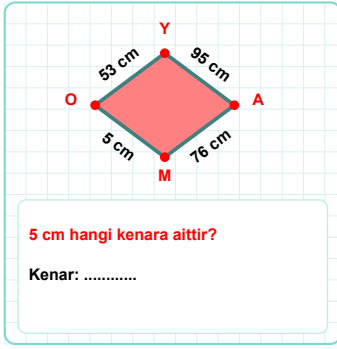
- ☐ JD kenarı
☐ DO kenarı
☐ OJ kenarı



|ĞK| kaç cmdir?

- ☐ 25 cm
☐ 26 cm
☐ 27 cm

SORU: Aşağıdaki geometrik şekillerle ilgili soruları cevaplayınız.



SÜREÇ ODAKLI DEĞERLENDİRME ÖLÇEĞİ

Doğru Sayısı: / 24

Öğretmen ilgili kutucuğu işaretler.

Geliştirilmeli (0-8)

İyi (9-14)

Çok İyi (15-20)

Mükemmel (21-24)

☐☐☐☐

Hazırlayan:

Bu bölüme sınıfınızın ilgili kazanıma yönelik genel durumuna ilişkin gözlem ve izlenimlerinizi, öğrencilerinizin bu kazanımla ilgili öğrenme eksikliklerini ve bu eksikliklerin giderilmesi amacıyla yaptığınız/yapmayı planladığınız faaliyetleri not edebilirsiniz.

No	Adı - Soyadı	Toplam Puan	Değerlendirme
1			
2			
3			
4			
5			
6			
7			
8			
9			
10			
11			
12			
13			
14			
15			
16			
17			
18			
19			
20			
21			
22			
23			
24			
25			
26			
27			
28			
29			
30			
31			
32			
33			
34			
35			

Hazırlayan: