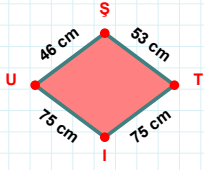
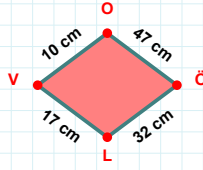


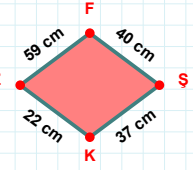
SORU: Aşağıdaki geometrik şekillerle ilgili soruları cevaplayınız.

75 cm hangi kenara aittir?

Kenar:

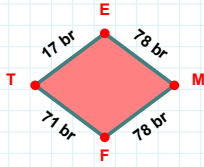
 $|ÖL| + |LV| = \dots$

Cevap: cm

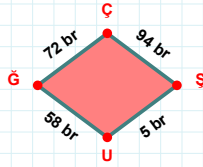


59 cm hangi kenara aittir?

- ☐ KZ kenarı
☐ KF kenarı
☐ ZF kenarı

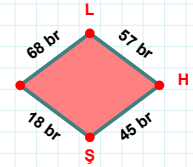
 $|EM|$ kaç brdir?

- ☐ 77 br
☐ 78 br
☐ 79 br



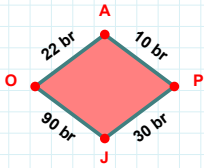
72 br hangi kenara aittir?

- ☐ ŞU kenarı
☐ ÇŞ kenarı
☐ ŞĞ kenarı

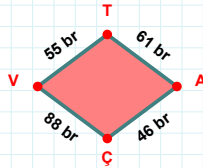


57 br hangi kenara aittir?

Kenar:

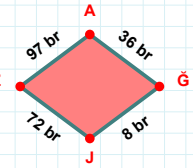
 $|PJ|$ kaç brdir?

- ☐ 29 br
☐ 30 br
☐ 31 br

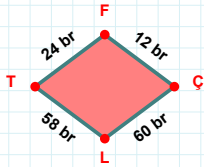


55 br hangi kenara aittir?

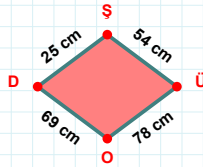
- ☐ TA kenarı
☐ TÇ kenarı
☐ VT kenarı

 $|JZ| + |AĞ| = \dots$

Cevap: br

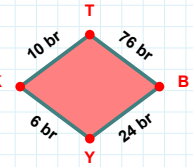
 $|TF| + |FC| = \dots$

Cevap: br



25 cm hangi kenara aittir?

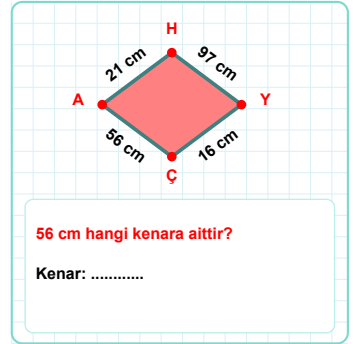
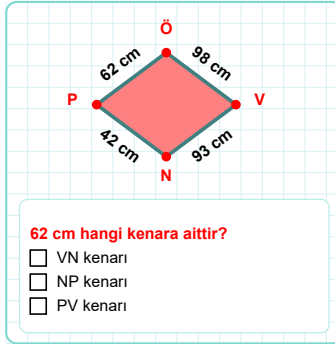
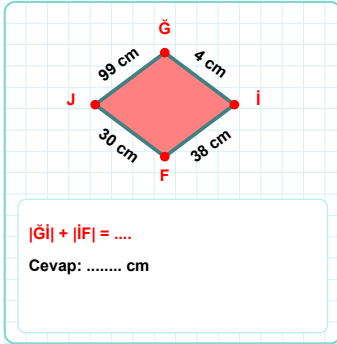
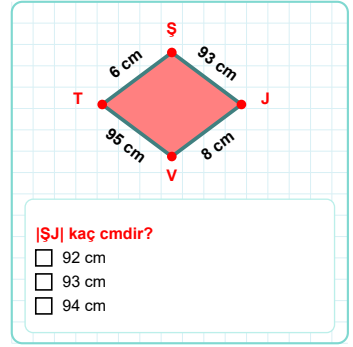
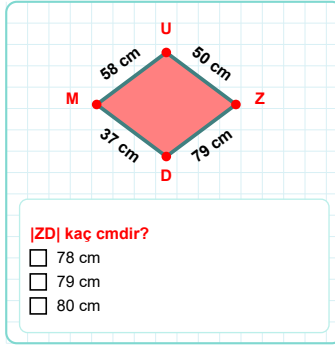
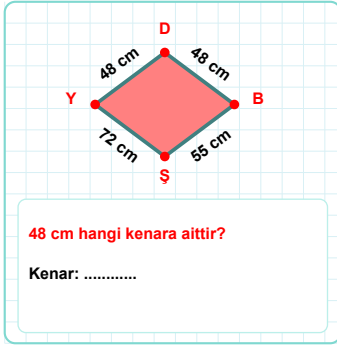
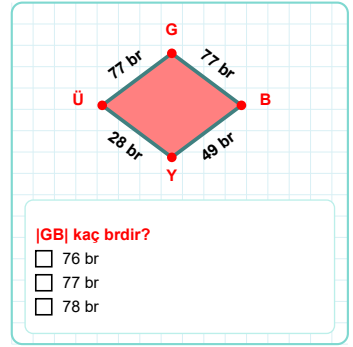
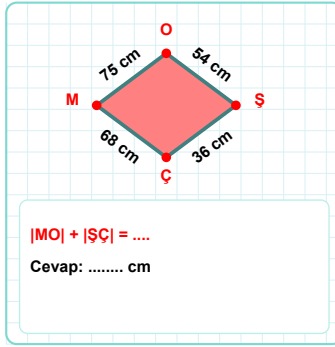
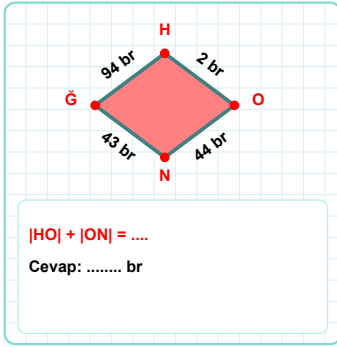
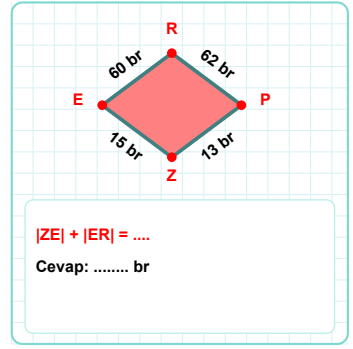
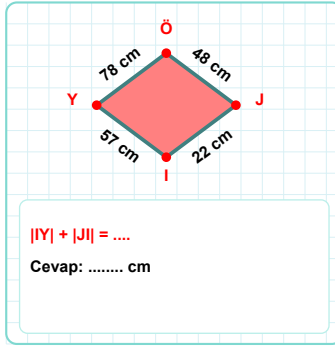
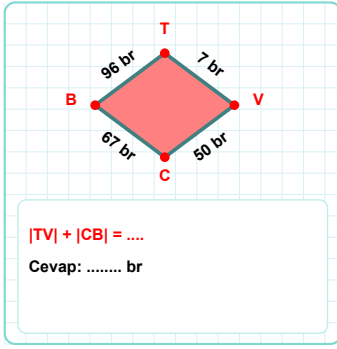
Kenar:



10 br hangi kenara aittir?

- ☐ KT kenarı
☐ YK kenarı
☐ YT kenarı

SORU: Aşağıdaki geometrik şekillerle ilgili soruları cevaplayınız.



SÜREÇ ODAKLI DEĞERLENDİRME ÖLÇEĞİ

Doğru Sayısı: / 24

Öğretmen ilgili kutucuğu işaretler.

Geliştirilmeli (0-8)

İyi (9-14)

Çok İyi (15-20)

Mükemmel (21-24)

☐
☐
☐
☐

Hazırlayan:

Bu bölüme sınıfınızın ilgili kazanıma yönelik genel durumuna ilişkin gözlem ve izlenimlerinizi, öğrencilerinizin bu kazanımla ilgili öğrenme eksikliklerini ve bu eksikliklerin giderilmesi amacıyla yaptığınız/yapmayı planladığınız faaliyetleri not edebilirsiniz.

No	Adı - Soyadı	Toplam Puan	Değerlendirme
1			
2			
3			
4			
5			
6			
7			
8			
9			
10			
11			
12			
13			
14			
15			
16			
17			
18			
19			
20			
21			
22			
23			
24			
25			
26			
27			
28			
29			
30			
31			
32			
33			
34			
35			

Hazırlayan: