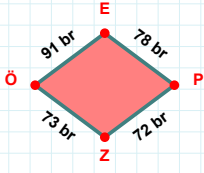
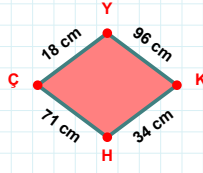


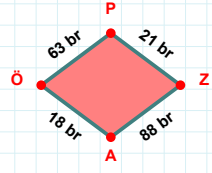
SORU: Aşağıdaki geometrik şekillerle ilgili soruları cevaplayınız.

91 br hangi kenara aittir?

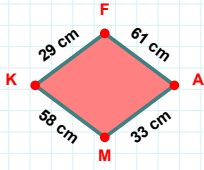
- ☐ ÖP kenarı
☐ ÖE kenarı
☐ ZÖ kenarı

 $|HÇ| + |KH| = \dots$

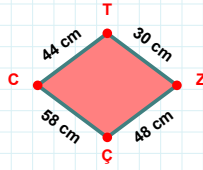
Cevap: cm

 $|ZA| + |ÖP| = \dots$

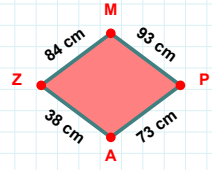
Cevap: br

 $|AM|$ kaç cmdir?

- ☐ 32 cm
☐ 33 cm
☐ 34 cm

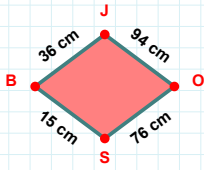
 $|ÇC|$ kaç cmdir?

- ☐ 57 cm
☐ 58 cm
☐ 59 cm



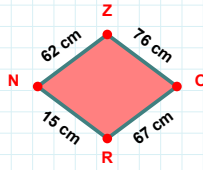
93 cm hangi kenara aittir?

Kenar:



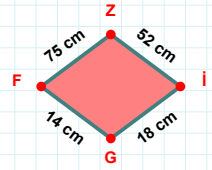
76 cm hangi kenara aittir?

Kenar:

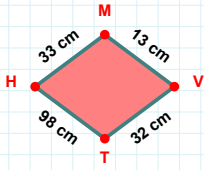


62 cm hangi kenara aittir?

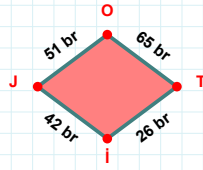
- ☐ RZ kenarı
☐ ZO kenarı
☐ OR kenarı

 $|İG| + |Zİ| = \dots$

Cevap: cm

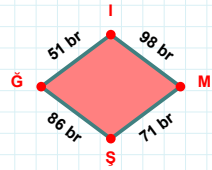
 $|VT|$ kaç cmdir?

- ☐ 31 cm
☐ 32 cm
☐ 33 cm



51 br hangi kenara aittir?

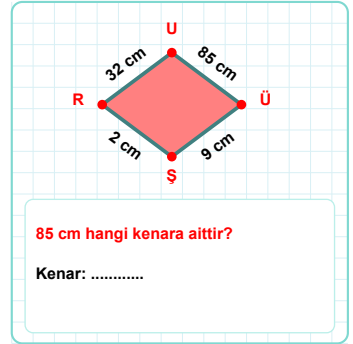
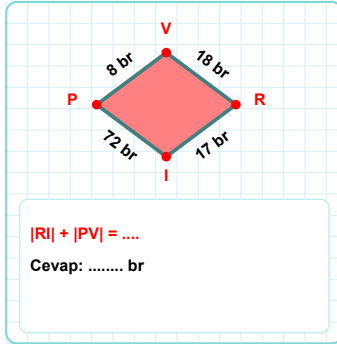
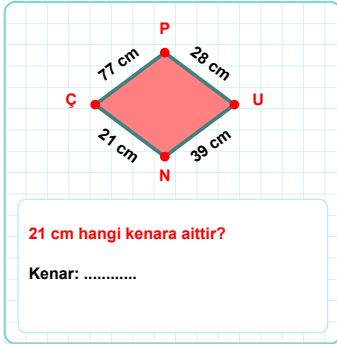
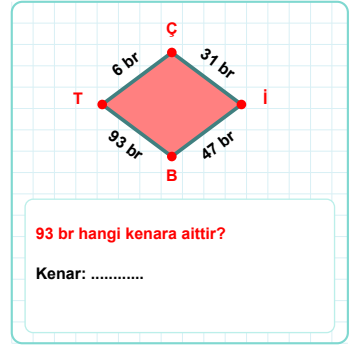
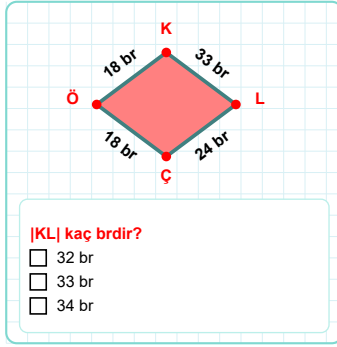
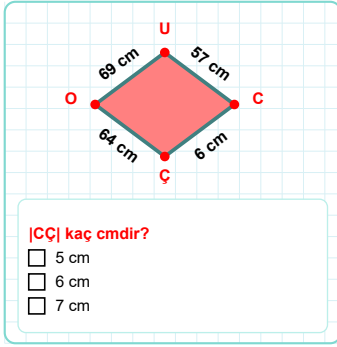
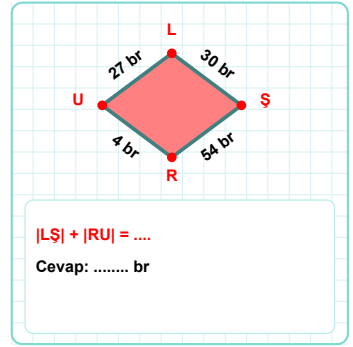
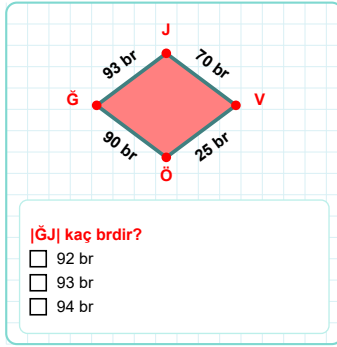
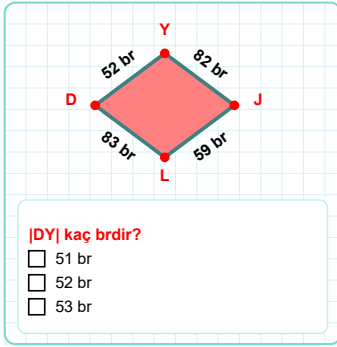
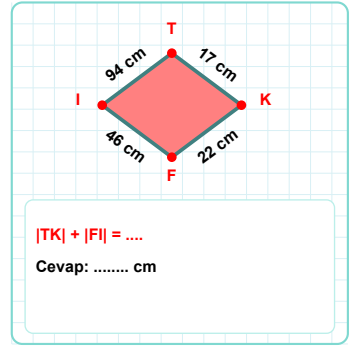
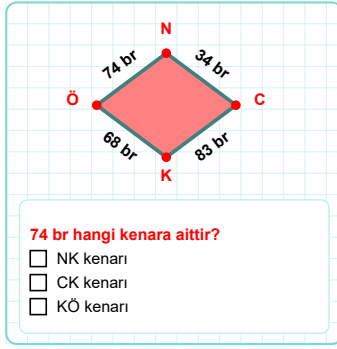
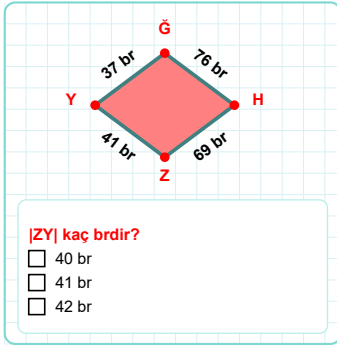
- ☐ İO kenarı
☐ Tİ kenarı
☐ İJ kenarı



51 br hangi kenara aittir?

- ☐ Ğİ kenarı
☐ MŞ kenarı
☐ Şİ kenarı

SORU: Aşağıdaki geometrik şekillerle ilgili soruları cevaplayınız.



SÜREÇ ODAKLI DEĞERLENDİRME ÖLÇEĞİ

Doğru Sayısı: / 24

Öğretmen ilgili kutucuğu işaretler.

Geliştirilmeli (0-8)	İyi (9-14)	Çok İyi (15-20)	Mükemmel (21-24)
<input type="checkbox"/>	<input type="checkbox"/>	<input type="checkbox"/>	<input type="checkbox"/>

Hazırlayan:

Bu bölüme sınıfınızın ilgili kazanıma yönelik genel durumuna ilişkin gözlem ve izlenimlerinizi, öğrencilerinizin bu kazanımla ilgili öğrenme eksikliklerini ve bu eksikliklerin giderilmesi amacıyla yaptığınız/yapmayı planladığınız faaliyetleri not edebilirsiniz.

No	Adı - Soyadı	Toplam Puan	Değerlendirme
1			
2			
3			
4			
5			
6			
7			
8			
9			
10			
11			
12			
13			
14			
15			
16			
17			
18			
19			
20			
21			
22			
23			
24			
25			
26			
27			
28			
29			
30			
31			
32			
33			
34			
35			

Hazırlayan: