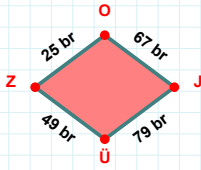
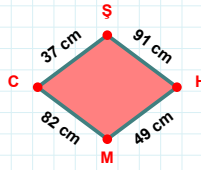


SORU: Aşağıdaki geometrik şekillerle ilgili soruları cevaplayınız.

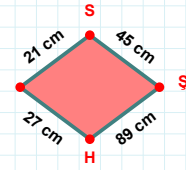
25 br hangi kenara aittir?

Kenar:



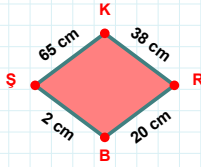
|HM| kaç cm'dir?

- ☐ 48 cm
☐ 49 cm
☐ 50 cm



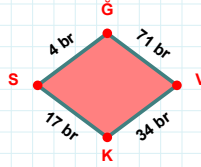
21 cm hangi kenara aittir?

- ☐ SŞ kenarı
☐ HS kenarı
☐ HI kenarı



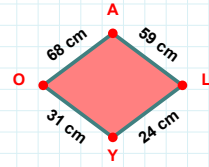
|RB| kaç cm'dir?

- ☐ 19 cm
☐ 20 cm
☐ 21 cm



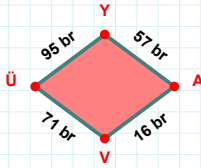
4 br hangi kenara aittir?

- ☐ VK kenarı
☐ KG kenarı
☐ GV kenarı



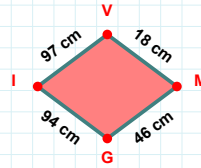
|AL| + |YO| =

Cevap: cm



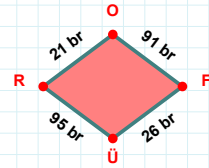
95 br hangi kenara aittir?

Kenar:



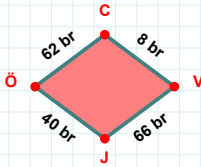
18 cm hangi kenara aittir?

Kenar:



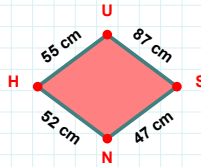
95 br hangi kenara aittir?

Kenar:



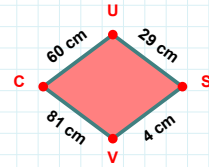
|ÖC| kaç br'dir?

- ☐ 61 br
☐ 62 br
☐ 63 br



55 cm hangi kenara aittir?

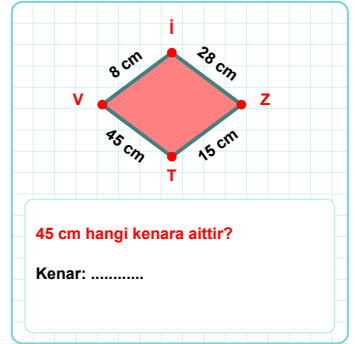
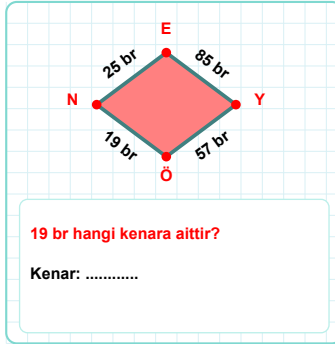
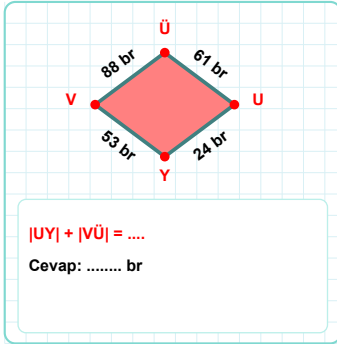
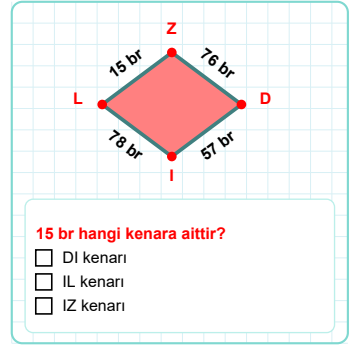
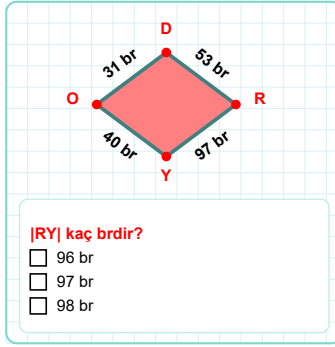
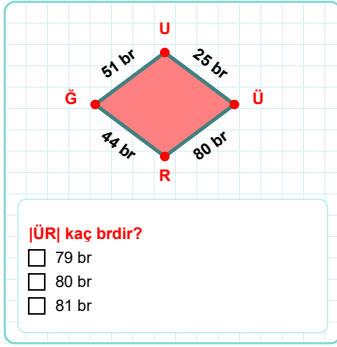
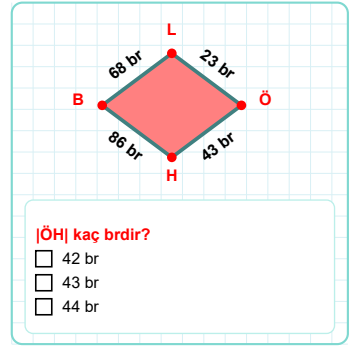
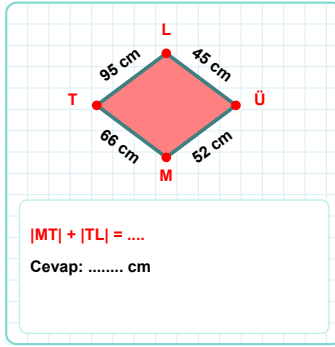
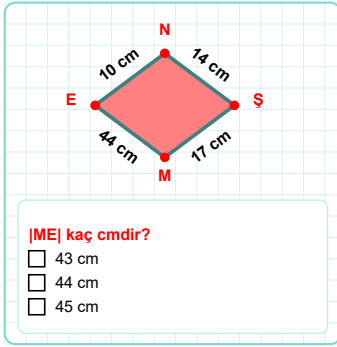
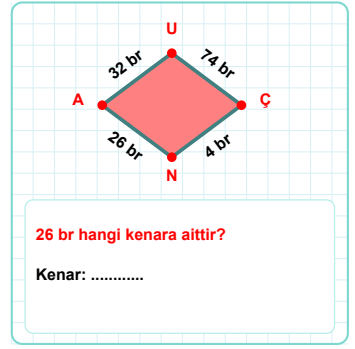
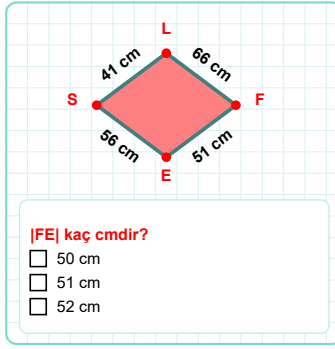
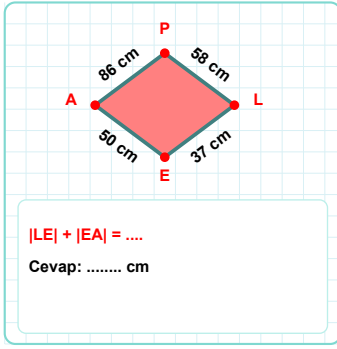
- ☐ NU kenarı
☐ US kenarı
☐ SN kenarı



60 cm hangi kenara aittir?

- ☐ VU kenarı
☐ CU kenarı
☐ SV kenarı

SORU: Aşağıdaki geometrik şekillerle ilgili soruları cevaplayınız.



SÜREÇ ODAKLI DEĞERLENDİRME ÖLÇEĞİ

Doğru Sayısı: / 24

Öğretmen ilgili kutucuğu işaretler.

Geliştirilmeli (0-8)

İyi (9-14)

Çok İyi (15-20)

Mükemmel (21-24)

☐☐☐☐

Hazırlayan:

Bu bölüme sınıfınızın ilgili kazanıma yönelik genel durumuna ilişkin gözlem ve izlenimlerinizi, öğrencilerinizin bu kazanımla ilgili öğrenme eksikliklerini ve bu eksikliklerin giderilmesi amacıyla yaptığınız/yapmayı planladığınız faaliyetleri not edebilirsiniz.

No	Adı - Soyadı	Toplam Puan	Değerlendirme
1			
2			
3			
4			
5			
6			
7			
8			
9			
10			
11			
12			
13			
14			
15			
16			
17			
18			
19			
20			
21			
22			
23			
24			
25			
26			
27			
28			
29			
30			
31			
32			
33			
34			
35			

Hazırlayan: