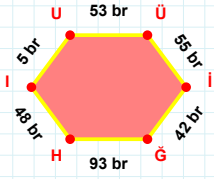
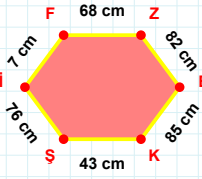


SORU: Aşağıdaki geometrik şekillerle ilgili soruları cevaplayınız.

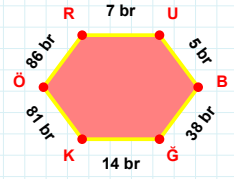
Üİ kenarı hangi şeklin kenarıdır?

- ☐ Üçgen
☐ Kare
☐ Dikdörtgen



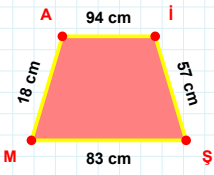
7 cm hangi kenara aittir?

- ☐ EI kenarı
☐ EK kenarı
☐ İF kenarı



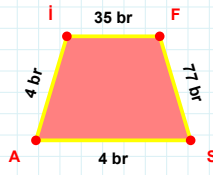
14 br hangi kenara aittir?

Kenar:



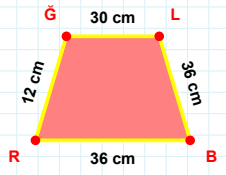
18 cm hangi kenara aittir?

- ☐ Mİ kenarı
☐ MA kenarı
☐ ŞM kenarı



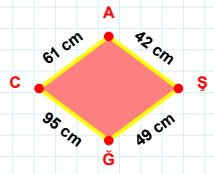
|FS| kaç brdir?

- ☐ 76 br
☐ 77 br
☐ 78 br



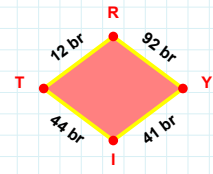
ĞL kenarı hangi şeklin kenarıdır?

- ☐ Üçgen
☐ Kare
☐ Dikdörtgen



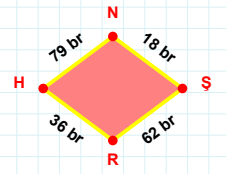
|CA| + |AŞ| =

Cevap: cm



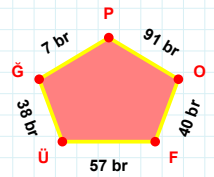
Yİ kenarı hangi şeklin kenarıdır?

- ☐ Üçgen
☐ Kare
☐ Dikdörtgen



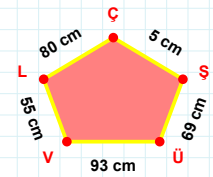
|SR| + |HN| =

Cevap: br



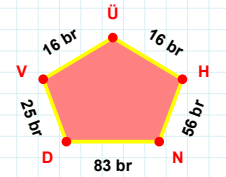
91 br hangi kenara aittir?

- ☐ FO kenarı
☐ PÜ kenarı
☐ ĞÜ kenarı



|ŞÇ| + |LV| =

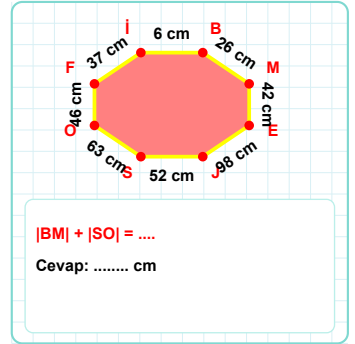
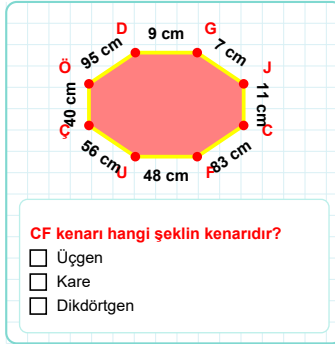
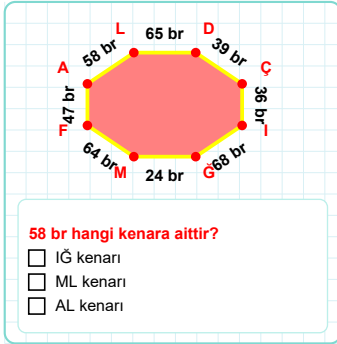
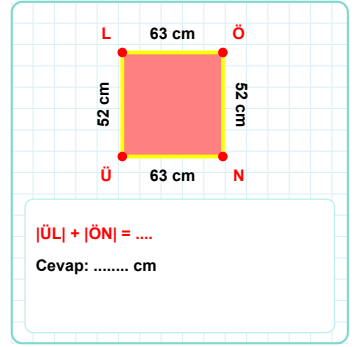
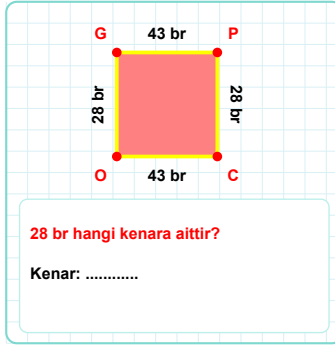
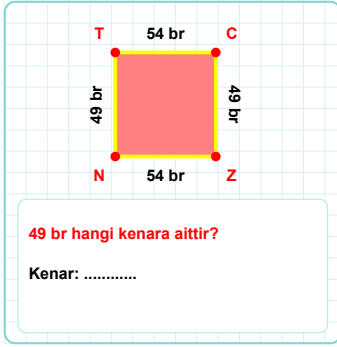
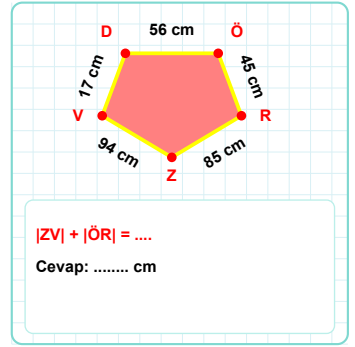
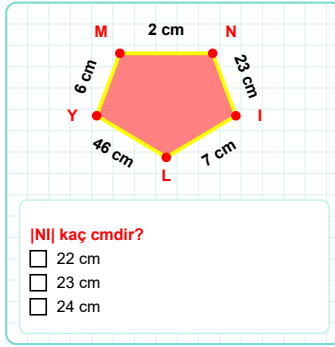
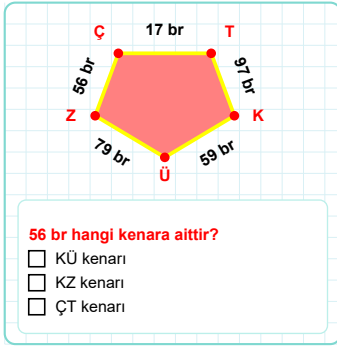
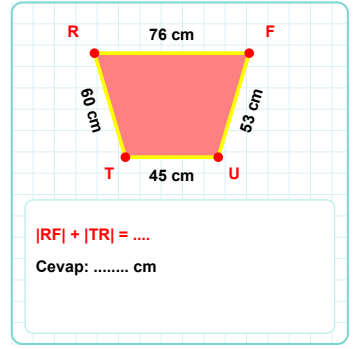
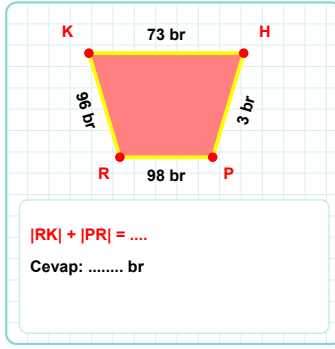
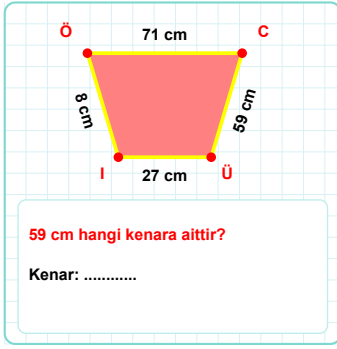
Cevap: cm



NH kenarı hangi şeklin kenarıdır?

- ☐ Üçgen
☐ Kare
☐ Dikdörtgen

SORU: Aşağıdaki geometrik şekillerle ilgili soruları cevaplayınız.



SÜREÇ ODAKLI DEĞERLENDİRME ÖLÇEĞİ

Doğru Sayısı: / 24

Öğretmen ilgili kutucuğu işaretler.

Geliştirilmeli (0-8)	İyi (9-14)	Çok İyi (15-20)	Mükemmel (21-24)
<input type="checkbox"/>	<input type="checkbox"/>	<input type="checkbox"/>	<input type="checkbox"/>

Hazırlayan:

Bu bölüme sınıfınızın ilgili kazanıma yönelik genel durumuna ilişkin gözlem ve izlenimlerinizi, öğrencilerinizin bu kazanımla ilgili öğrenme eksikliklerini ve bu eksikliklerin giderilmesi amacıyla yaptığınız/yapmayı planladığınız faaliyetleri not edebilirsiniz.

No	Adı - Soyadı	Toplam Puan	Değerlendirme
1			
2			
3			
4			
5			
6			
7			
8			
9			
10			
11			
12			
13			
14			
15			
16			
17			
18			
19			
20			
21			
22			
23			
24			
25			
26			
27			
28			
29			
30			
31			
32			
33			
34			
35			

Hazırlayan: