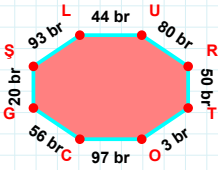
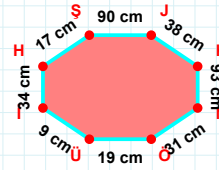


SORU: Aşağıdaki geometrik şekillerle ilgili soruları cevaplayınız.



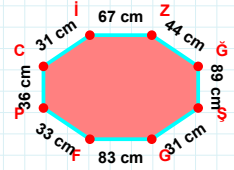
93 br hangi kenara aittir?

- ☐ OC kenarı
☐ CŞ kenarı
☐ RT kenarı



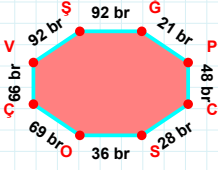
|NÖ| kaç cm'dir?

- ☐ 30 cm
☐ 31 cm
☐ 32 cm



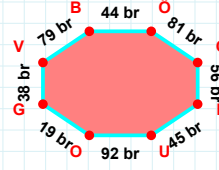
31 cm hangi kenara aittir?

- ☐ PC kenarı
☐ ĞŞ kenarı
☐ CG kenarı



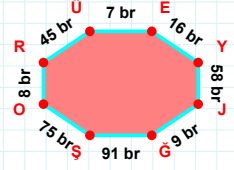
92 br hangi kenara aittir?

- ☐ OĞ kenarı
☐ ÇV kenarı
☐ OÇ kenarı



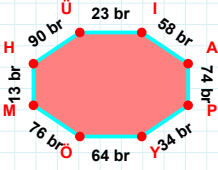
19 br hangi kenara aittir?

Kenar:



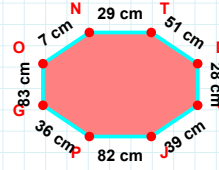
|RÜ| + |OR| =

Cevap: br



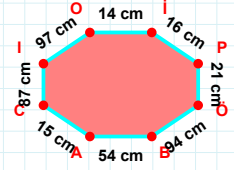
|Üİ| + |YÖ| =

Cevap: br



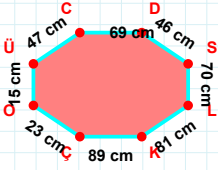
7 cm hangi kenara aittir?

- ☐ TO kenarı
☐ PG kenarı
☐ ON kenarı



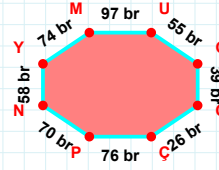
21 cm hangi kenara aittir?

Kenar:



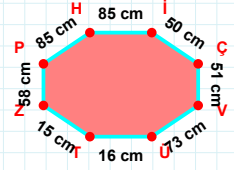
47 cm hangi kenara aittir?

- ☐ KÇ kenarı
☐ SÇ kenarı
☐ ÇO kenarı



|GÖ| + |MU| =

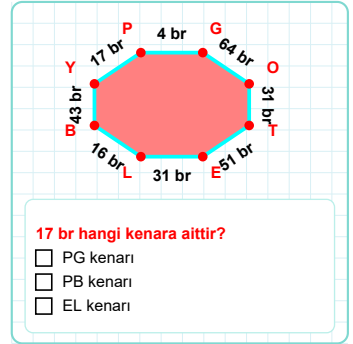
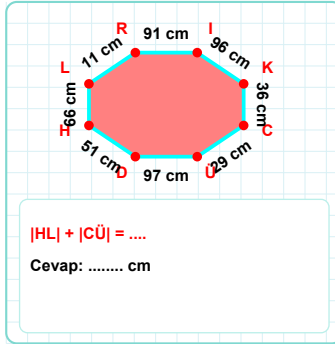
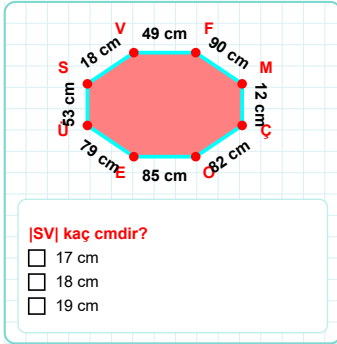
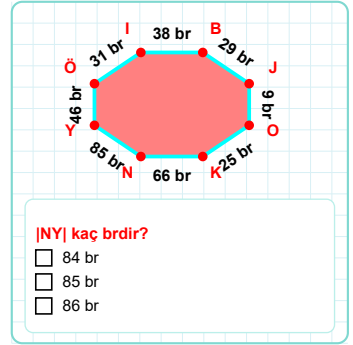
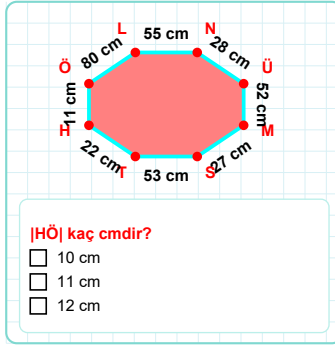
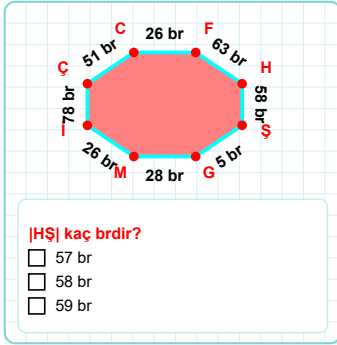
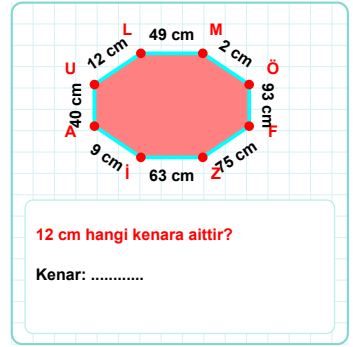
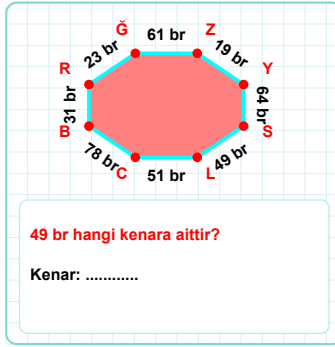
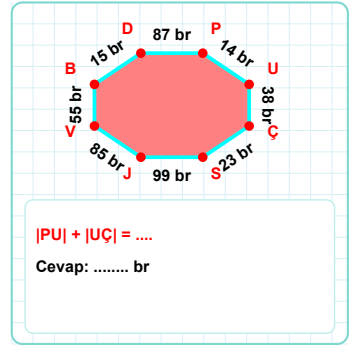
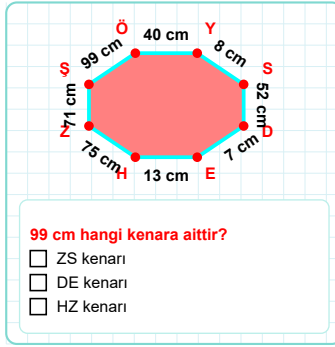
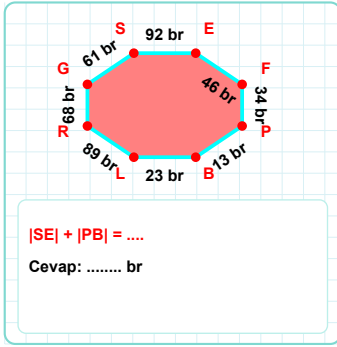
Cevap: br



|TZ| + |HI| =

Cevap: cm

SORU: Aşağıdaki geometrik şekillerle ilgili soruları cevaplayınız.



SÜREÇ ODAKLI DEĞERLENDİRME ÖLÇEĞİ

Doğru Sayısı: / 24

Öğretmen ilgili kutucuğu işaretler.

Geliştirilmeli (0-8)	İyi (9-14)	Çok İyi (15-20)	Mükemmel (21-24)
<input type="checkbox"/>	<input type="checkbox"/>	<input type="checkbox"/>	<input type="checkbox"/>

Hazırlayan:

Bu bölüme sınıfınızın ilgili kazanıma yönelik genel durumuna ilişkin gözlem ve izlenimlerinizi, öğrencilerinizin bu kazanımla ilgili öğrenme eksikliklerini ve bu eksikliklerin giderilmesi amacıyla yaptığınız/yapmayı planladığınız faaliyetleri not edebilirsiniz.

No	Adı - Soyadı	Toplam Puan	Değerlendirme
1			
2			
3			
4			
5			
6			
7			
8			
9			
10			
11			
12			
13			
14			
15			
16			
17			
18			
19			
20			
21			
22			
23			
24			
25			
26			
27			
28			
29			
30			
31			
32			
33			
34			
35			

Hazırlayan: