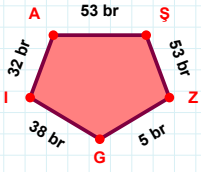
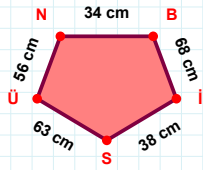


SORU: Aşağıdaki geometrik şekillerle ilgili soruları cevaplayınız.



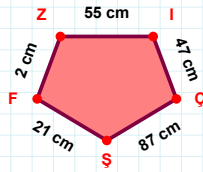
38 br hangi kenara aittir?

Kenar: .....



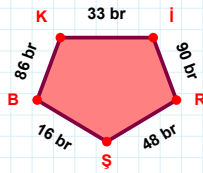
|ÜN| kaç cmdir?

- ☐ 55 cm  
☐ 56 cm  
☐ 57 cm



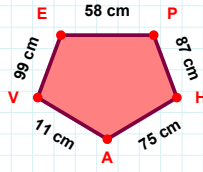
55 cm hangi kenara aittir?

Kenar: .....



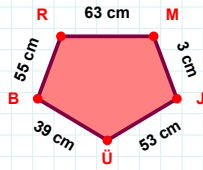
|ŞB| kaç brdir?

- ☐ 15 br  
☐ 16 br  
☐ 17 br



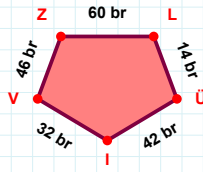
11 cm hangi kenara aittir?

Kenar: .....



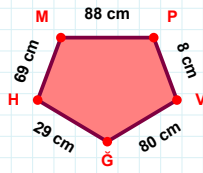
39 cm hangi kenara aittir?

Kenar: .....



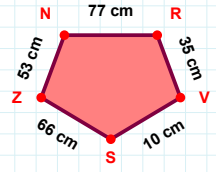
46 br hangi kenara aittir?

- ☐ VZ kenarı  
☐ İZ kenarı  
☐ ZL kenarı



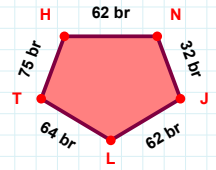
69 cm hangi kenara aittir?

- ☐ MP kenarı  
☐ GH kenarı  
☐ HP kenarı



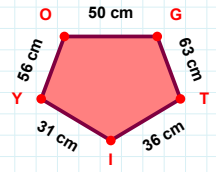
|RV| kaç cmdir?

- ☐ 34 cm  
☐ 35 cm  
☐ 36 cm



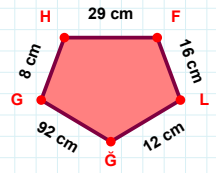
64 br hangi kenara aittir?

Kenar: .....



|GT| + |OG| = ....

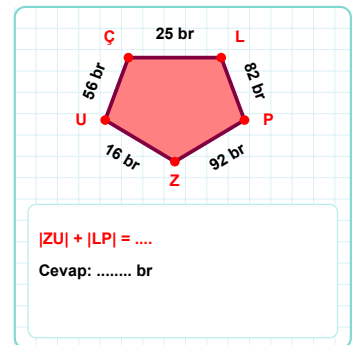
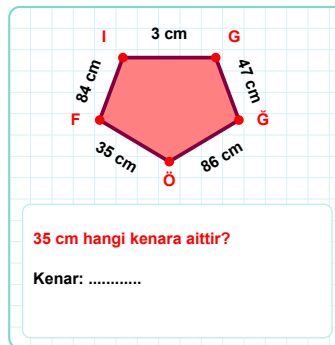
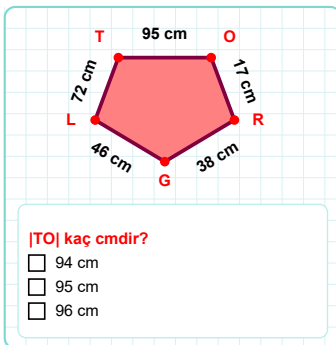
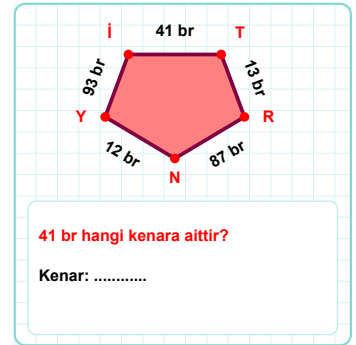
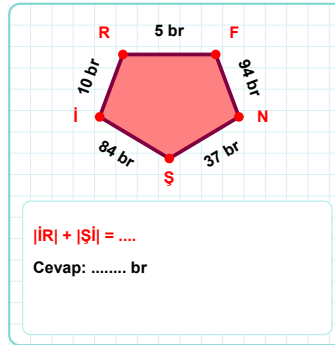
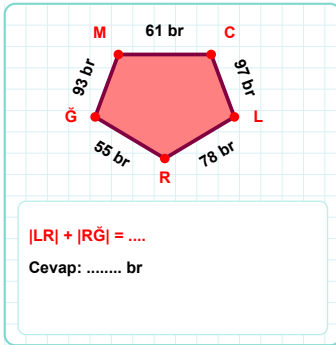
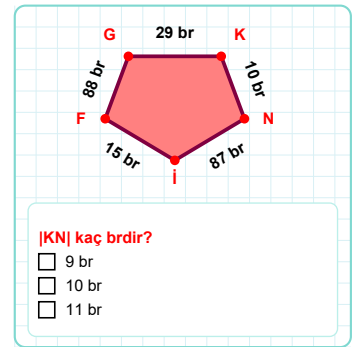
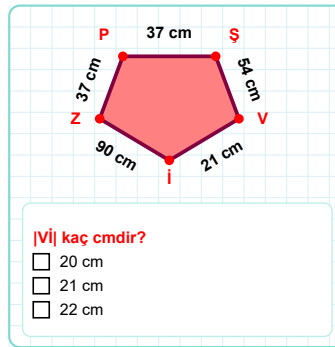
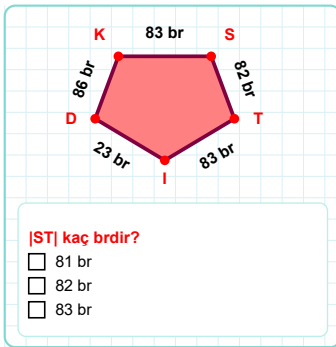
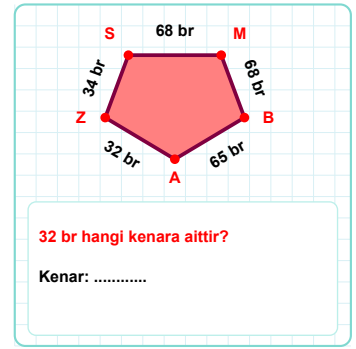
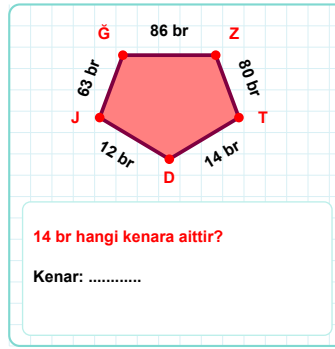
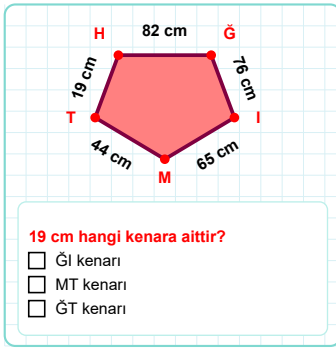
Cevap: ..... cm



8 cm hangi kenara aittir?

- ☐ HF kenarı  
☐ LG kenarı  
☐ GG kenarı

SORU: Aşağıdaki geometrik şekillerle ilgili soruları cevaplayınız.



## SÜREÇ ODAKLI DEĞERLENDİRME ÖLÇEĞİ

Doğru Sayısı: ..... / 24

Öğretmen ilgili kutucuğu işaretler.

Geliştirilmeli (0-8)

İyi (9-14)

Çok İyi (15-20)

Mükemmel (21-24)

☐☐☐☐

Hazırlayan: .....

Bu bölüme sınıfınızın ilgili kazanıma yönelik genel durumuna ilişkin gözlem ve izlenimlerinizi, öğrencilerinizin bu kazanımla ilgili öğrenme eksikliklerini ve bu eksikliklerin giderilmesi amacıyla yaptığınız/yapmayı planladığınız faaliyetleri not edebilirsiniz.

No	Adı - Soyadı	Toplam Puan	Değerlendirme
1			
2			
3			
4			
5			
6			
7			
8			
9			
10			
11			
12			
13			
14			
15			
16			
17			
18			
19			
20			
21			
22			
23			
24			
25			
26			
27			
28			
29			
30			
31			
32			
33			
34			
35			

Hazırlayan: .....